

www.**bigbrute**.com.au



SUPER HEAVY DUTY

ESTABLISHED IN AUSTRALIA
16
YEARS

Industrial Vacuum Cleaners



MULTI-APPLICATION MACHINES AND A HUGE RANGE OF SPECIALIST AND CUSTOM CLEANERS



BUILT IN THE UK

LOCAL SERVICE & BACK UP

MINING • INDUSTRIAL • AGRICULTURAL



FULL VIDEO DEMONSTRATIONS ON-LINE • CALL TOLLFREE 1300 441 281



Welcome to Big Brute

Call Tollfree on 1300 441 281

or for more details and Video Demonstrations of BIG BRUTE at work, go to

www.bigbrute.com.au

Check our website, for full video demonstrations of all the Big Brute Range in action or if you've got a problem, we can talk you right through to the solution.

Phone us on 08 9534 6267 right now, to speak to one of our experienced sales team. Our sales team can talk you through our huge range of Big Brute Video demonstrations and which demos to watch, that will show you a Big Brute Industrial Vacuum Cleaner doing just what you want.

Bigger vacuum cleaners have **51mm** diameter hose x 3m.

Most big industrial vacuum cleaners have **38mm** diameter hose x 2.5m.

63mm diameter x 15 metres of kink proof hose.

Add another 15m to make 30m.

ACTUAL SIZE

V29 floor brush in action

Some of our problem solving and information video demonstrations.



Big Brutes in Industry and Mining

- Big Brute Popular
- Big Brute Warehouseman
- Big Brute Floodman
- Big Brute Suck & Pump
- Wet and Dry
- Oil Wet and Dry
- Water and Sludge
- Bulk Shot Blast Recovery
- Joinery Shop Cleaning

Agriculture

- Big Brute Popular
- Big Brute Warehouseman
- Bulk Grain Shifting
- Combine Cleaning
- Grain Pits
- Grain Stores

Fill Your Own Drums

- Interceptor Fit-All
- Interceptor Wet
- Leapfrog Dry

Specialised Applications

- Mobile Diesel-Powered Suck and Tip Unit

Emptying Options

- Easy Empty Lift Out Bag
- Dust-Free Emptying
- Multi-Lift
- Scraper Trolley
- Skip Tip Trolley
- Suck and Dump



Click here on our website homepage to watch a big brute in online action with cleaning ideas and solutions, and video demonstrations.



Big Brute Popular

LOCAL SERVICE & BACK UP

Big Brute has a Wet and Dry Range



The Dry range of Big Brutes is designed to handle dry and damp materials.

For liquids or solid material that is constantly dripping with liquid please consider the Big Brute Wet & Dry range of machines starting on page 15.

These Dry Big Brutes are designed to enable you to launch an all-out ferocious cleaning attack on your factory or farm and then to enable you to keep it clean. Fine dusts, granules / gravel or big lumps, are all devoured enthusiastically by the Big Brute.

Operators enjoy using its power, big diameter Suction Hose, its long, long reach and large capacity storage.

A Big Brute simply lets you get on with the job without fuss or bother year after year.

No more Heavy Lifting - easy empty options

Use your forklift to empty safely and easily the bottom-emptying Big Brute Suck & Dump. Use your forklift to move the Big Brute over your grain pit, skip bin or trailer. Safely dump the contents through the flap in the base.



FULL VIDEO DEMONSTRATIONS ON-LINE

The Big Brute Popular has been designed and built to withstand the common arduous duties to be found around the factory and production environment. Its awesome power has to be seen to be believed.

Even after the most serious abuse, Big Brute will continue to perform where others would have given up.

The Basic Model Comprises:

- Power 3 x 1.2Kw motors
- Drum
- Capacity 205 litres, including. filters and heavy duty inlet spigot
- Filters Standard
- Suction Hose Ø63mm with steel bends and rubber couplers (length as selected)
- Trolley Heavy duty, 4-wheeled with brake galvanised with rubber wheels
- Tool 1 metre long Ø63mm aluminium scraper
- Cable 10 metres with plug

Power Options - 230v, 3 Phase, Compressed Air
Popular Options - Suck & Blow power unit (page 8)
Accessories - Floor Wall & Ceiling hand tool kit (page 10)



Big Brute Warehouseman Dust Free Floor Cleaning

The Big Brute Warehouseman with front mounted floor brush with Suction Hose connected to work with scraper tool.



Totally demolish that arduous floor cleaning chore and quickly transform your factory. Quickly clean large dusty floor areas without releasing any dust into the air.

The Big Brute Warehouseman gives you clean dust free floors over large areas - FAST. All that fine floor dust that your fork lifts have been grinding into a super fine powder for you, presents no problem to the Warehouseman. Simply lower the 710mm wide front floor brush onto the floor, switch on and off you go at walking speed pushing the machine along easily on its four wheels by means of the "easy push no strain" handles. It is as easy and simple as that.

The Basic Kit:

Power	3 x 1.2Kw motors
Drum Capacity	205 litres, including filters and heavy duty inlet spigot
Filters	Standard
Suction Hose	Ø63mm with steel bends and rubber couplers (15 metres)
Trolley	Heavy duty, 4-wheeled galvanised with brake
Floor Brush	710mm wide brush kit
Tool	1 metre long Ø63mm aluminium scraper
Cable	10 metres long with plug

Power Options - 230v, 3 Phase, Compressed Air

Popular Options

Suck & Blow power unit (page 8)

V39A Extra Large Filter (page 10)

Accessories

Floor Wall & Ceiling hand tool kit (page 10)

Big Brute Warehouseman Brush Trolley



Clean those hard to reach places.



The Warehouseman Brush Trolley will enable you to clean those very large, hard to reach places. Simply by unbolting the floor brush from the Warehouseman and bolting it to the Warehouseman Brush Trolley.

You can then connect your V32 15 metre hose to the outlet spigot on the brush and the other end of the hose to the inlet spigot on the Warehouseman 205 litre drum, this will enable you to clean in a 15 metre diameter radius around your Warehouseman.

Easy Empty with a Forklift.

From Big Brute to Skip in One Trip. The **fork-lift friendly** Big Brutes.

Cone Base
Suck & Dump



Conical Base Suck and Dump with 200 mm trapdoor. This conical hopper will completely empty out and is best for recycling different materials where you do not want different products contaminated.

Big Brute Suck & Dump can be pushed around the site on their four wheeled trolleys sucking up waste, and emptying it just like the Warehouseman or **Popular models on pages 3 & 4.**

It can also be emptied using the built-in fork lift sockets.

The machine can be raised with your fork lift safely over a high sided skip

where the bottom flap discharges the contents of the Big Brute directly into the skip. These units are ideal for recycling material into process hoppers.

The Big Brute Suck and Dump machines can dump their contents straight out of the base of the drum.

A large airtight flap is built into the base of the drum.

Once the drum has been lifted into position over the dump point, the flap can be safely released.


Once the drum is empty, the flap can be safely re-locked into position.

Some material may be left behind on the cheeks of the flat based model, whereas the conical hopper unit will completely self empty.



**Flat Base Suck & Dump
200mm trapdoor**

Flat Base Suck and Dump with 200 mm trapdoor. Some material may be left behind on the cheeks of the flat based model, but the flat based is best suited to fitting a Warehouseman Brush.



Fork lift tines go in here.



**Flat Base Suck & Dump
600mm trapdoor**

Flat Base Suck and Dump with 600 mm trapdoor. If you have light and fluffy material that is just too big to fall out of a 200mm trapdoor then this Big Brute is designed for your product.

Once the drum has been lifted into position over the dump point, the bottom flap can be safely released.

Skip Tip Trolley Available for dry only or wet & dry

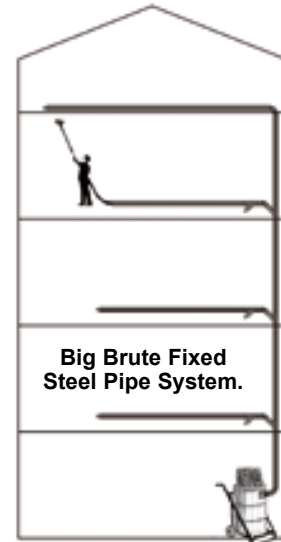
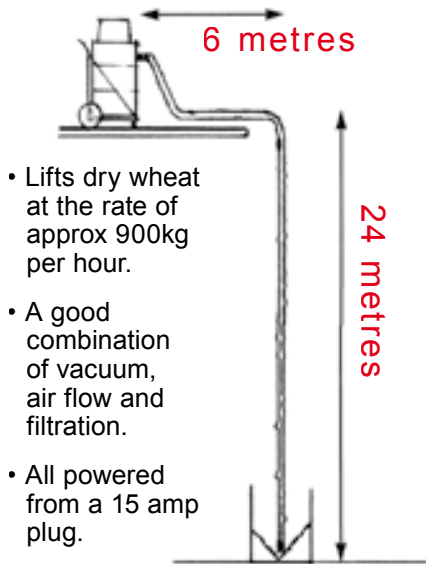
Empty your liquid waste at a controlled rate simply by rotating the drum using the hand operated hydraulic pump.



Safe, heavy load handling and high level emptying to suit any Big Brute.

Emptying by hydraulic hand pump which safely rotates the loaded Big Brute drum.

Over what distance will a Big Brute suck?



Actual tests have shown that a Big Brute Popular model will suck clean dry wheat at a rate of 900kg per hour vertically 24 metres through a 30 metre long pipe.

Why can't anyone supply a BIG VACUUM CLEANER with a big diameter pipe to cope with big lumps, a machine with some real power behind it.

A machine with a large container

which does not need to be emptied every five minutes, a machine that one man can easily move about, even when full, a machine that is easy to empty .?

We have heard this so many times that we now offer the BIG BRUTE Vacuum Cleaner with FREEFLOW 3600.

The BIG BRUTE is so different from all the other machines that you have tried over the years. It will gulp all sorts of muck and rubbish that other machines just cannot handle. With its FREEFLOW 3600 suction system

and long pipes, it will easily clean out the most inaccessible places. It is designed to work for you and to enable your staff to enjoy cleaning up.

Take the awesome suction power of the Big Brute deep into your plant, by installing this steel pipe system. Suck waste over 30 metres into the Big Brute depending on the material.

Extend your cleaning range by installing fixed steel pipe deep into your plant, then attach standard Big Brute Suction Hose to either end of this fixed pipe.

Fill your Own Drums - Dry or Wet & Dry



Using all the key attributes of the standard dry, and wet and dry units, massive power, filtration that works and large bore pipe, the Leapfrog range offers the user the added advantage of being able to fill their own drums. This is ideal for any type of application, especially ones which involve the collection of a material which can not be mixed with another such as swarf, ready for recycling, or for the storage and reintroduction of a commodity back into a process.

The Leapfrog system comes in two main parts, the power unit/lid, and the filtration section, making it simple to use and easy to store. As the filters are stored in the Leapfrog itself, the drum can be filled almost to the top, depending on material. Just add your required length of Suction Hose and tools from the Floor, Wall & Ceiling kit and use the Leapfrog like a standard Big Brute.

The Kit includes:-

- Power unit** 3 x 1.2Kw motors. Dry or Wet & Dry
- Filter unit** Including filters. Suitable for selected machine.
- Suction Hose Ø63mm** **Dry unit** - Choose either 5, 10, 15 metres of the standard hose. **Wet & Dry** - 3 metres of polyurethane as standard.
- Scraper tool** 1 metre long Ø63mm
- Power cable** 10 metres long with plug.
- Power Options** 230v, 3 Phase, Compressed air
- Popular Options** Suck & Blow power unit page 8 (Dry Model)
- Accessories** Floor Wall & Ceiling hand tool kit (page 10)



Big Brute Power Units (Dry Models)



Power.

All Power Units will fit all models of Big Brute. All Big Brute Power units are fitted with 3 x 1.2Kw motors.

Operating Voltage. 5.5kVA Generator

Will power a Big Brute if you are away from Mains Power.

Overheat Protection fitted standard.

All Big Brute Power units have overheat protection units fitted to each motor. In the event of the Power Unit being unable to cool itself adequately, the Unit will automatically shut itself down well before any overheat damage can occur.

Standard Plastic Power Unit.

This lightweight unit is our most popular Power Unit.



Compressed Air Power Unit.

Stainless steel power unit made of heavy duty design and comes with the second of two filters as used by all the Big Brute Range.

Compressed Air Requirements

Minimum air line bore	$\frac{3}{4}$ "	19mm
Air consumption at	90 p.s.i. =	57 c.f.m.
	6 bar =	1.6m ³ min ⁻¹



Suck and Blow Power Unit.

Heavy duty construction, stainless steel power unit which discharges the spent exhaust air through a 63mm diameter outlet port enabling all your suction pipe and tools to be used to direct a very powerful air blast to assist in the cleaning process.

A powerful blast of air will shift inaccessible dust and debris, which no amount of suction could shift.

So, with the Suck and Blow Power Unit you can blast dirt off the machinery and buildings and then change over the connection port on the Big Brute and use the same machine for cleaning up.

Suck and Blow on the same machine

SUCK MODE

BLOW MODE



Combine Harvester / HaulPak Cleaning has never been easier.



Combine Harvester / HaulPak Cleaning (Dry Models)

Big Brute Interceptor Lids



By using an Interceptor you can easily increase the amount of muck you wish to clean up.

Standard Interceptor



We recommend the Standard Interceptor Lid when most of your split material is rocks and lumps with a small amount of fine dust.



80L

Cyclone Interceptor



If you have very fine dust (down to 00.3 microns) we recommend the Cyclone Interceptor Lid. The Cyclone Lid will sit on top of your 205 litre open top drum and trap 90% of the fine dust into your interceptor drum prior to the Big Brute.

205L Fine Dust

1 tonne Bulk Bin Interceptor



Use your existing Big Brute to intercept into a Bulk Bin holding approximately One Tonne of grain.

Wet & Dry Interceptor



If you have liquid spills this Wet & Dry Interceptor Lid will allow you to fill your drums and not have any liquid carryover into the Big Brute what so ever. This Lid will allow you to fill all of your own drums to the same level all the time.

Tight Head Drum Filler

For smaller spills we recommend the Tight Head Drum Filler. This device will screw into the top of your drum. Then connect the suction inlet to the Big Brute using a standard Big Brute Suction hose and connect the other inlet to a 38mm pipe and cuff. This item is sold with 10 metres of suction hose and an array of stainless steel floor tools including a 355 mm wide squeegee.



Big Brute Filters and Optional Tools

All Big Brute Power units are fitted with their own motor protection air filtration units.

In the event of the operator forgetting to replace the main filter unit after emptying, the motor protection filter will still protect the motors and the emissions. Most of the separation of the air from the dust inside a Big Brute is achieved by cyclonic effect.

Only a small percentage of the sucked in dust actually meets the filter. All the spent air passes out through the filter system. There are two filter systems inside each Big Brute.



The Standard Primary Filter (V39)
 Supplied with every dry, or wet & dry Big Brute. Maximises drum waste holding capacity.



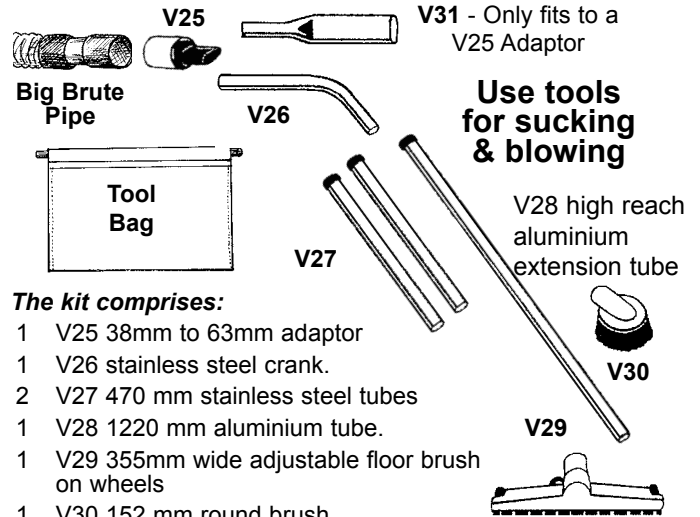
The Extra Large Primary Filter (V39A)
 This filter is used where the Big Brute is picking up fine dusts for long periods between emptying as in the case of floor cleaning. Recommended as an extra for Warehouseman models.



The Secondary Filter (V40)
 Attached to the power unit. This acts as a safety filter in case of physical damage to, or indeed the absence of, the Primary filter.

The Big Brute Dry Floor, Wall & Ceiling Hand Tool Kit

This is a selection of long reach stainless steel and aluminium tools that enable you to cover large areas, attack walls, reach into roofs and to poke into small confined places.



- The kit comprises:**
- 1 V25 38mm to 63mm adaptor
 - 1 V26 stainless steel crank.
 - 2 V27 470 mm stainless steel tubes
 - 1 V28 1220 mm aluminium tube.
 - 1 V29 355mm wide adjustable floor brush on wheels
 - 1 V30 152 mm round brush
 - 1 V31 305 mm stainless steel crevice tool
 - 1 V41 Tool bag that fits onto the Big Brute

Rafter Tools

Usually used in conjunction with the Suck & Blow power unit, the Rafter Blaster enables the operator to accurately direct the powerful jet of air generated by the Suck & Blow to the desired area. Constructed from stainless steel, the Rafter Blasters' angle can be adjusted to suit the job in hand.



Suction Pipe Splitter

Unit manufactured from mild steel. Outlet connects to standard Big Brute hose coupler. Inlet 38 or 51mm connectors.



The Compact **Big Brute** NTD2003-2

The combination of Structofoam and stainless steel is a standard very close to our engineering hearts and this is never more obvious than in our classic NTD-2003 Industrial.

Here you have a big capacity machine; a powerful Structofoam, Twinflo' two-motored power head, giant shakeable filter system, stainless steel container and heavy-duty transit chassis. Designed to perform well and give good results - year in year out.

The standard accessory kit is 38mm but by virtue of the clever, multi-purpose, cyclonic inlet design, accessories from the 51mm and 76mm range can also be selected without machine variations.


Be it builder's rubble, a chicken house or a textile mill, the NTD-2003 will give you good, reliable service.

Small workshop and woodworkers preferred option.



Motor	Power	Airflow	Suction	Capacity	Range	Weight	Dimensions
2400W	230V AC 50/60Hz	80 L/sec	2500mm	80L (Cyclonic)	26.8m	30.2Kgs	560 x 660 x 1145mm

Big Brute 3 Phase : Big Brute's have just got bigger. Speed up that cleaning job with 3 Phase.



1 tonne Bulk Bin Interceptor

Big Brute 3 Phase

Your Bulk Bin will operate off a single Phase Big Brute (as shown) if you don't want to go 3 Phase.



FULL VIDEO DEMONSTRATIONS ON-LINE

If the single phase Big Brute's are just not big enough for your large cleaning needs then we suggest that you take a look at our 3 Phase options. Add the One Tonne Bulka Bin for even more capacity.

Big Brute Dust Extraction Kit

*Use your Big Brute
as a mobile dust
extraction unit*



The Big Brute Dust Extraction kit (D.E.K.), was designed to fit any dry Big Brute either at the time of purchase or retro fitted to an existing machine.

The extracted dusts are drawn through a 125mm pipe, 3 metres in length. This is positioned near the source of the dust. This unit is ideal for bagging points, auger collection points, lathes, routers and machines which create dust for a short period of time.

The D.E.K. hose can be disconnected and the standard suction hose added for conventional cleaning, within a matter of seconds.

Kit Includes

Basically you add the D.E.K. port to any dry machine.

- D.E.K.**
- 1 x Ø125mm port
 - 3 metres of Ø125mm flexible hose
 - 1 x 125mm bung
 - 1 x 63mm bung

Power Unit

Select your dry machine with your chosen power unit

Big Brute HEPA Filter



The HEPA (High Efficiency Particle Arrester) filter Big Brute offers all the aggressive power of the Big Brute but with the HEPA final filtration facility. The machine uses the standard Big Brute filters to progressively remove particles from the air passing through it.

Finally the normally filtered air is then passed through a very large capacity HEPA filter which is housed in a protective container on the machine. The HEPA filtered air is then passed out to the atmosphere.

The HEPA filter is issued with its own certificate.

Power Options - 230v, 3 Phase,

Popular Options

V39A Extra Large Filter (page 10)

Accessories

Floor Wall & Ceiling hand tool kit (page 10)

710mm Warehouseman Front Brush



Compressed Air Models



Powered by Compressed Air.

The Compressed Air Driven Big Brute range has been designed to operate in zoned areas where electric Vacuum Cleaners are not permitted. This picture shows the Wet & Dry Compressed Air driven Big Brute.

Compressed Air Requirements

Minimum air line bore $\frac{3}{4}$ " 19mm
 Air consumption at 90 p.s.i. = 57 c.f.m.
 6 bar = 1.6m³min⁻¹

(No more than 10 bar as damage may result)

Big Brute Anti Static Kit

Anti Static kits can be fitted in our factory prior to purchase, or retrospectively by you after purchase.

Anti Static Kit.

Anti Static Kits can be fitted to your Big Brute if your waste material creates static electricity as it is moving up the inside of the Big Brute Suction Hose.

TO AVOID STATIC ELECTRIC SHOCK!
IF ANTI-STATIC UNIT IS FITTED, ENSURE EARTH CLAMP IS ATTACHED AS INDICATED

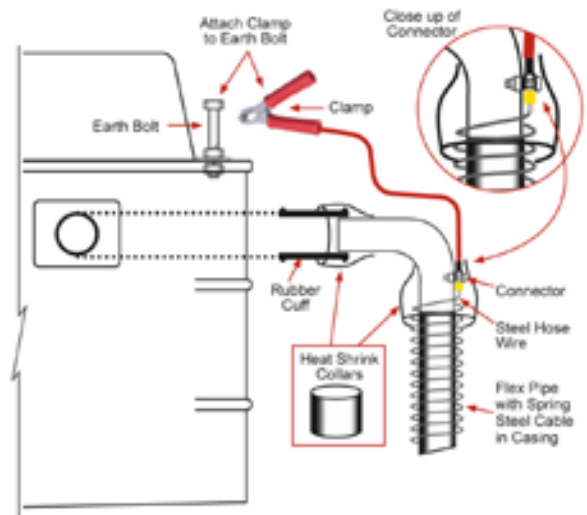
CONNECT EARTH BEFORE TURNING ON!

Before turning the electrical switch on this Big Brute Vacuum Cleaner ensure the alligator clip fitted to the vacuum hose is clamped to the earthing bolt as indicated by the red arrow.



Complete Anti Static Kit. V281

- Heat Shrink Collar V282
- Clamp V283
- Cable V284
- Earth Post V285
- Anti static sticker V286



Does size matter?

1 Tonne Bulk Bin



Big Brute Popular

LOCAL SERVICE & BACK UP



NTD 2003

An introduction

"We know what cleaning jobs we want to do, but we cannot find a machine to do it. What we want is a vacuum cleaner with bags of power that will suck up water and sludge indoors and out of doors as well as dusts, powders or big spillages.

We want a machine with long large diameter pipe that will handle big lumps without blocking up. We want a machine that will enable us to get on with the job and which we can then move around the site and empty easily."

We heard this so often that we now offer the Big Brute Wet and Dry range. (Up to approximately 4.5 litres per second of water over 15 metres of horizontal hose)

All wet model Big Brutes are fitted with an overflow liquid protection device. (no harm results if liquid does enter the sucking turbines, it cannot get into the motors). They also have as standard, a fine swarf-protection filter between the drum contents and the turbines to control very fine swarf.

Big Brute Wet machines are fitted with a 51mm diameter heavy duty drainage valve. For swarf draining, oil / water separation, or straight forward drainage emptying.

The drainage valve inlet inside the drum is designed to minimise the opportunity for swarf to enter the valve.

The amazing Wet and Dry will suck up water at the rate of one gallon/second. It can also tackle the same jobs as any Big Brute Popular and Warehouseman, combining the best of both worlds. It is easy to empty and will deal with large recovery of water, oils, coolants and sludges.



Complete with

- Power** 3 x 1.2Kw by-pass motors
- Drum Capacity** 205 litres
- Filters** Wet and Dry
- Suction Hose** Ø63mm polyurethane with steel bends and rubber cuffs
- Trolley** Heavy duty 4-wheeled rubber braked
- Tool** 1 metre Ø63mm aluminium scraper tool
- Cable** 10 metres long with plug
- Liquid overflow protection**


Power Options - 230v, 3 Phase, Compressed Air

Popular Option

- Safety circuit breaker (230v plug)
- Sieve bucket 300mm deep

Accessories

- Floor Wall & Ceiling hand tool kit (page 17)
- 710mm Warehouseman Front Brush or Squeegee



Standard 40mm Valve (Forklift tine slot optional extra)



Optional 100mm Butterfly Valve and hose

Big Brute Suck & Pump

Wet
Only



This powerful machine is ideal for the recovery and handling of liquids with some solids. It is ideal for recovering coolants. It can suck up water at approximately a gallon a second. Discharge of liquids is either by gravity low level dump valve, or by pump. The integral filter retains recovered solids. The external pump has a variable discharge rate from zero to 35 litres a minute.

Automatic suck operation to pump operation power selector. Run it from a single 15 amp 230 volt power plug.

The basic Kit includes

Drum capacity	205 litres with automatic overflow protection.
Suction Hose	3m of Ø63mm polyurethane suction hose. Quick release pump out pipe connector. (Ø25mm)
Trolley	Tough welded galvanised 4 rubber wheeled with brake
Scraper tool	1 metre long Ø63mm aluminium.
Pump	Externally mounted discharge pump. 0.25kw pump motor.
Power cable	10m with auto protection safety trip plug.

Power Options - 230v, 3 Phase, Compressed Air

Popular Option

Safety circuit breaker (230v plug)
Discharge Hose
Larger capacity discharge pump is available

Accessories

Floor Wall & Ceiling hand tool kit (page 17)
710mm Warehouseman Front Squeegee

Big Brute Swarfman

Wet &
Dry



The Swarfman has been designed to handle heavy swarf chippings and liquids at the rate of approximately a gallon a second. We designed it to meet the machine cleaning needs of large machine shops.

The special rising tangential entry system allows heavy metal chippings the best access to the machine by minimising settlement of the heavy chippings in the pipe.

The Kit includes

Drum capacity	205 litres including filters, with automatic overflow protection.
Suction Hose	3m of polyurethane Ø63mm see-through hose with steel bends and push pull couplers.
Trolley	Tough welded galvanised 4 rubber wheeled with brake
Scraper tool	1 metre long Ø63mm
Power cable	10m with auto safety protection trip plug (230v)

Power Options - 230v, 3 Phase, Compressed Air

Popular Option

Sieve bucket 300mm deep

Accessories

Floor Wall & Ceiling hand tool kit (page 17)
710mm Warehouseman Front Brush or Squeegee



Big Brute Suck & Dump - Mobile (Wet & Dry)

From Big Brute to Skip in One Trip. The **fork-lift friendly** Big Brutes.



Flat Base

Cone

These machines perform all of the functions of the Wet & Dry models, whilst retaining their awesome power.

There are two basic models available; the Flat Base version and the Cone Base Version, both discharge via Ø85mm dump valves, with a second Ø32mm dump valve fitted in the Flat Base version only. These dump valves enable controlled metering of the flow of the discharging material.

The 60° cone hopper is intended to assist total discharge of free flowing material, where as the flat based version may not allow for complete discharge of certain materials.

The basic models comprise

Power	3 x 1.2Kw by-pass motors
Filters	Wet and Dry
Suction Hose	Ø63mm polyurethane with steel bends and rubber cuffs
Trolley	Heavy duty 4 rubber wheeled with brake
Tool	1 metre Ø63mm aluminium scraper tool
Cable	10 metres long with plug
Liquid overfill protection	
Power Options	- 230v, 3 Phase, Compressed Air
Popular Option	Sieve bucket 300mm deep
Accessories	Floor Wall & Ceiling hand tool kit (page 17) 710mm Warehouseman Front Brush or Squeegee



Wet Only



This powerful machine will suck up liquids and automatically pump empty itself at the same time without a pause in the suction operation. It can suck water at a rate of a gallon a second. It is ideal for the recovery of water from floods or continuous cleaning operations. It will take flooded areas from total flood conditions to damp conditions in one continuous operation.

It will handle free flowing slurries with solid objects of up to Ø10mm. An integral filter recovers oversize solids. The external pump can pump out faster than the suction can recover.

The basic kit includes

- Powered By** Twin power cables each 10m long, each with auto protection safety trip plug. Suction powered by 3x 1.2Kw by-pass motors. Pump powered by 1.5kw motor.
- Drum capacity** 205 litres automatic overflow protection.
- Pump** Externally mounted discharge pump Fully automatic pump operation. Pump On/Off selector.
- Suction Hose** 3m of Ø63mm suction hose.
- Trolley** Tough welded, galvanised four rubber wheeled, braked.
- Scraper tool** 1metre long Ø63mm aluminium.

Power Options - 230v, 3 Phase, Compressed Air

Popular Option
Pump Out Hose

Accessories

Floor Wall & Ceiling hand tool kit (page 17)

The Big Brute Wet & Dry Floor, Wall & Ceiling Hand Tool Kit

This is a selection of long reach stainless steel and aluminium tools that enable you to cover large areas, attack walls, reach into roofs and to poke into small confined places.

Use tools for sucking & blowing

The kit comprises:

- 1 V25 38mm to 63mm adaptor
- 1 V26 stainless steel crank.
- 2 V27 470 mm stainless steel tubes
- 1 V28 1220 mm aluminium tube.
- 1 V29 355mm wide adjustable floor brush on wheels
- 1 V30 152 mm round brush
- 1 V31 305 mm stainless steel crevice tool
- 1 V41 Tool bag that fits onto the Big Brute.



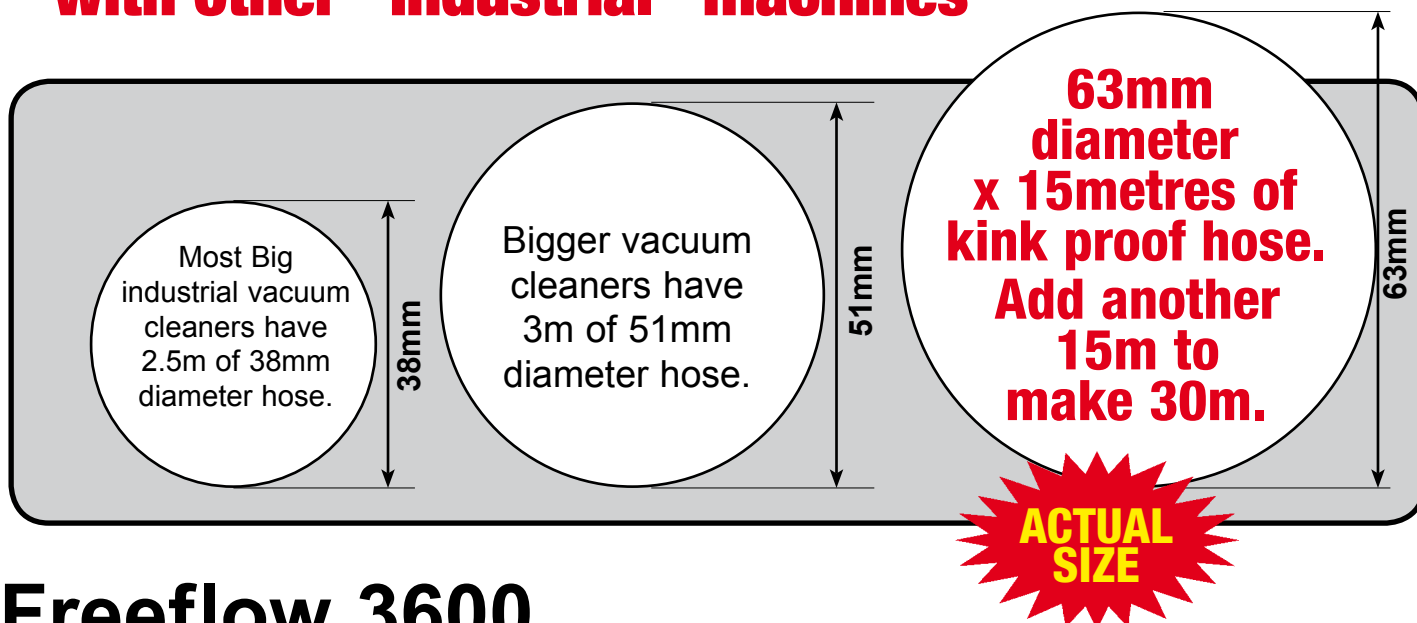
WET MODELS ONLY

V29A 355mm wide adjustable floor squeegee on wheels
ADD THIS ITEM TO THE DRY BIG BRUTE FLOOR, WALL & CEILING HAND TOOL KIT ABOVE TO FORM THE WET & DRY BIG BRUTE FLOOR, WALL & CEILING HAND TOOL KIT

DOWNLOAD the latest BIG BRUTE Multi Lift Catalogue from www.bigbrute.co.uk



Compare BIG BRUTE pipe diameter with other "industrial" machines



Freeflow 3600

Check out the size of the pipe on your existing machine and consider the advantages of **The Big Brute Freeflow 3600**.

The machine will gulp down all sorts of trash that other big vacuums cannot handle. The more difficult the conditions, the more likely the 51mm hose of other vacuums is to block.

NOT SO THE BIG BRUTE FREEFLOW 3600.

The **FREEFLOW** pipe, BY VIRTUE OF ITS SIZE, will allow trash to pass into the machine that would just block in a smaller diameter pipe. Once a blockage occurs in the narrow pipe, the suction increases and makes the blockage tighter and more secure. The airflow in the pipe stops and all the trash in the pipe therefore stops and compounds the problem. You then have to stop work and shake out the pipe.

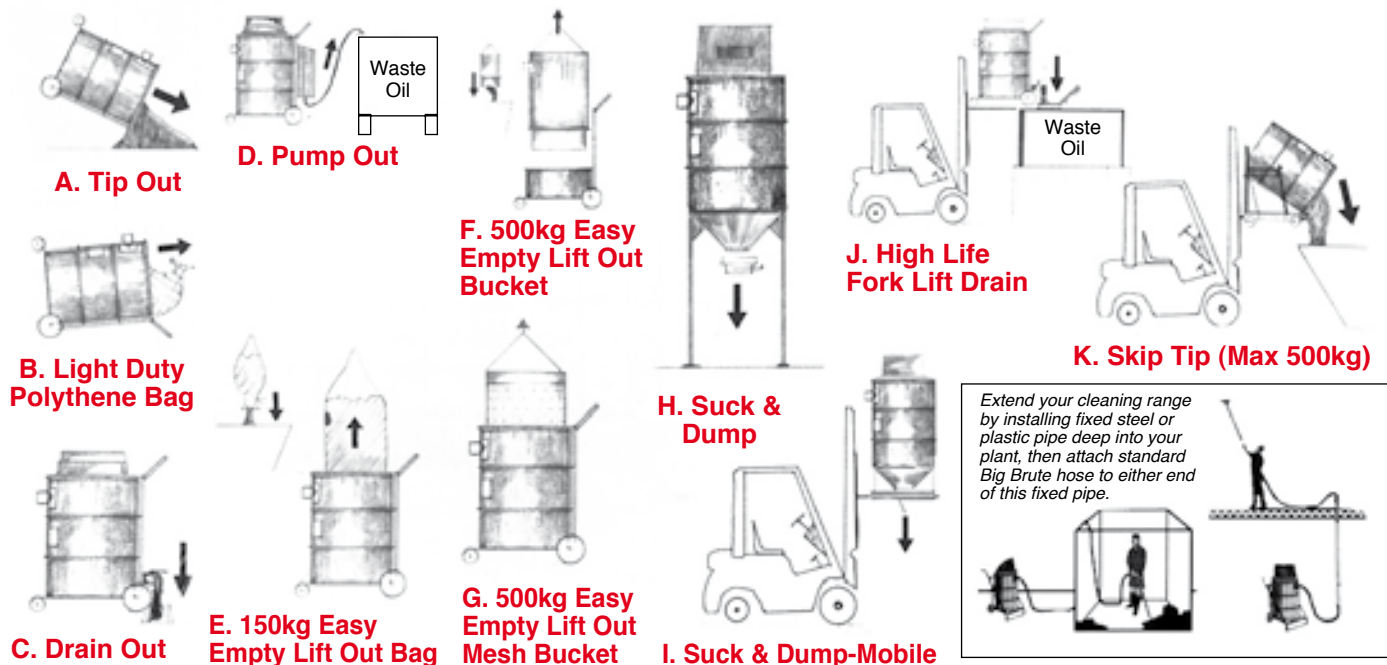
The **FREEFLOW** large diameter pipe ensures that air can flow and take the trash with it and so keep the whole pipe "alive". This drastically reduces the number of blockages and allows the operator to get on with the job. The term 3600 means that you have 3600 watts of pure punch, power at your elbow to keep the system clear and flowing. The **FREEFLOW 3600** system just gulps most things away without overloading. This is why we can offer long pipes (15 metre) with the basic kit and many machines leave our works with two lengths of pipe.

The Big Brute pipe is 63mm in diameter. Compare that cross section with the cross section of the 51mm diameter pipe shown above. All the advantages of the **FREEFLOW 3600** system will become apparent.

POWER CONSUMPTION				PERFORMANCE						
230v Machines				Popular, Warehouseman & Easy Empty & Dry Leapfrog	Suck & Blow	Metal Head	Wet & Dry, Swarfman, Suck & Pump & Wet Leapfrog	Compressed Air powered		
230 volt	15 amps	3600 watt								
3 Phase										
20 or 35 amps										
Compressed Air Requirements										
Minimum air line bore	3/4"	19mm								
Air consumption at	90 p.s.i.	= 57 c.f.m.								
	6 bar	= 1.6m ³ min ⁻¹								
5.5kVA Generator										
Will power a Big Brute if you are away from Mains Power.										
				Noise Levels (approximate)						
				db@1m	77	75	77	82	variable	
				Air flows (Max)						
				Litres sec ⁻¹	130	130	130	130	113	
				Vacuum (Max)						
				mm H ₂ O	2450	2450	2450	2450	4500	

Health and safety emptying.

Big Brute Industries Pty Ltd has paid particular attention to the safe emptying of our big Brute Vacuum Cleaners. We offer many standard options for emptying wet or dry use models. Some typical standard kits are illustrated below. For other options, our sales staff will be pleased to offer the best advice.



Polythene Waste Bags



Contain waste entering your Big Brute in a disposable polythene bag which completely fills the empty drum.



Once the waste is trapped in the polythene bag, it is a simple matter to decant the sealed bag onto a pallet for dust free disposal. Tip out the remaining light load.



Easy Empty Lift Out Bag

Rated to 150kg

Lift heavy loads recovered by your Big Brute, wet or dry, by means of the lift out bag.

The material is collected in a heavy duty reusable bag positioned inside the Big Brute.

The bag is removed by fork lift or crane and emptied by releasing the rope tie at the base of the bag.



Special and Custom Made Big Brutes



If you do not see what you want in our catalogue, then rest assured, that we can design and manufacture the solution through our Engineering Department.

"We want a vacuum that can be easily moved by one operator, large capacity and when it comes to emptying we don't want any manual handling issues."

No more heavy lifting!
Large Capacity : 200kgs - 1000kgs
and easy- empty with your forklift.



This stainless steel vacuum unit was designed to speed up the daily cleaning routine in a chicken processing plant.



Easy Empty with your forklift! Use your forklift to empty safely and easily the bottom-emptying Big Brute Suck & Dump. Use your forklift to move the Big Brute over your grain pit, skip bin or trailer. Safely dump the contents through the flap in the base.



This project was for Guinness. It runs along their railway lines and enables the Big Brute to reach deep into their production areas.



A mobile diesel generator powered machine was designed and manufactured for a major European Car manufacturer. This vacuum unit was designed to cope with flash floods.



SOS 250 Designed specifically to clean scale and grease off heavy Industrial sites. The SOS 250 has the ability to Pump, Suck and Filter your waste water at the same time.

DEALER STAMP



1 Tonne Bulk Bin

Big Brute Popular